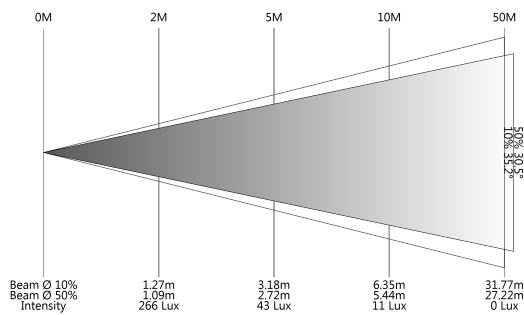


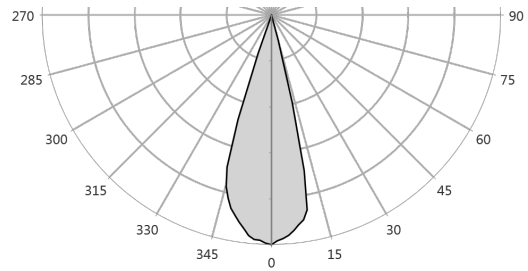
**Manufacturer** SGM  
**Luminaire** G-4 Wash Beam max Red peak  
**Measurement Date** 22-01-2018  
**Power Consumption** 41 W  
**Light Output** 248 lm  
**Field Angle** 35.2 deg  
**Beam Angle** 30.5 deg



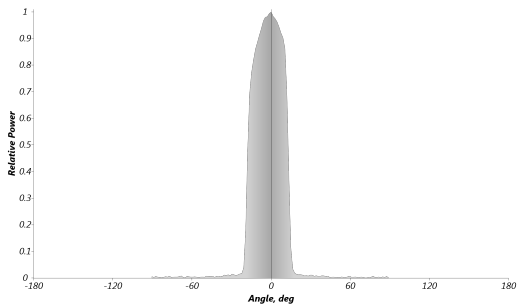
Lux Diagram



Polar Distribution



Beam Profile



Spectral Distribution

