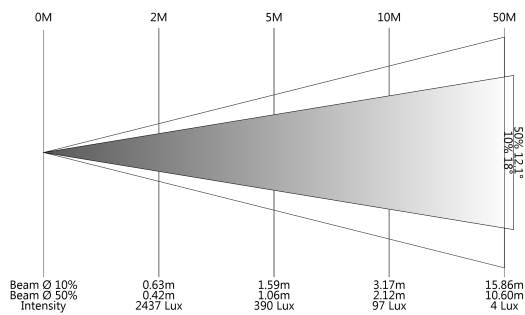


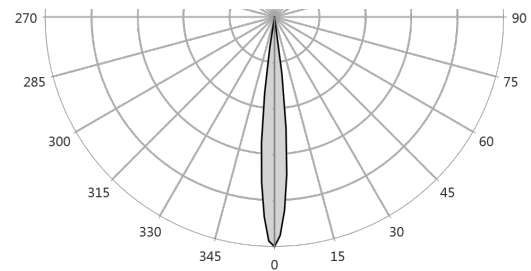
**Manufacturer** SGM  
**Luminaire** G-4 Wash Beam med 12deg Red peak  
**Measurement Date** 23-01-2018  
**Power Consumption** 41 W  
**Light Output** 426 lm  
**Field Angle** 18.0 deg  
**Beam Angle** 12.1 deg



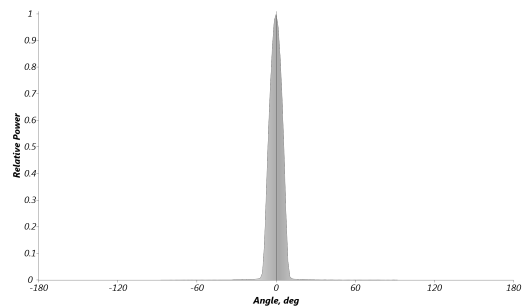
Lux Diagram



Polar Distribution



Beam Profile



Spectral Distribution

