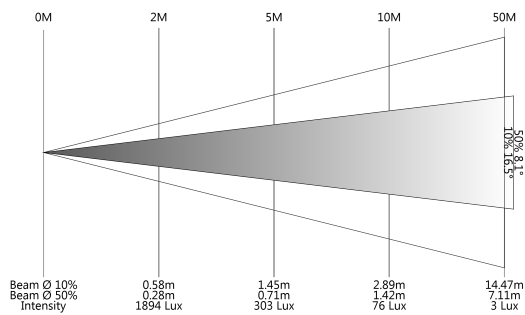


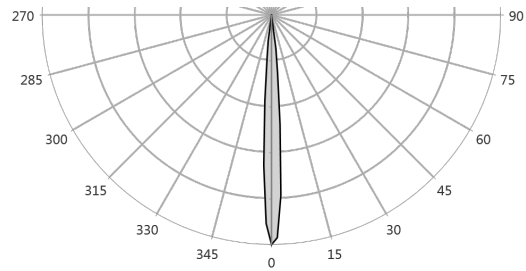
**Manufacturer** SGM  
**Luminaire** I-2 Blue peak  
**Measurement Date** 29-12-2017  
**Power Consumption** 35 W  
**Light Output** 250 lm  
**Field Angle** 16.5 deg  
**Beam Angle** 8.1 deg



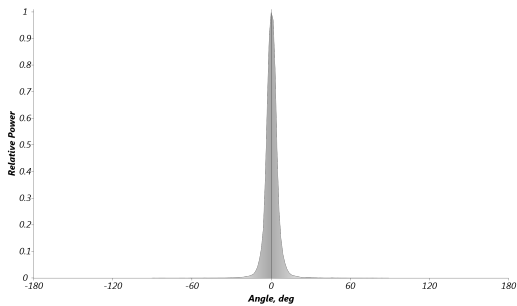
Lux Diagram



Polar Distribution



Beam Profile



Spectral Distribution

